

PET 
DIALOG+
canine veterinary wellness system

powered by
oggi.

Get Started

New Users

Download and install the PetDialog mobile app. Open the PetDialog App and follow the instructions for creating an account and connecting a new device.

Existing Users

If you already have a PetDialog account, open the app to your pet's profile and enter the View Activity and Data screen. From there, follow the instructions for connecting a new device.



Bluetooth® Technology† Pairing Instructions (Tethering Mode)

Your PetDialog+ device is designed to transfer your dog's data through Bluetooth® technology† in tethering (Hot Spot) mode. To enable tethering mode on your smartphone:

- a. Turn on your phone's Bluetooth® technology† feature.
- b. Place your phone in discovery mode so other Bluetooth® devices can find your phone.
- c. Activate PetDialog+ Bluetooth® Pairing Mode by pressing and holding the Functional Button for 4 seconds, until the LED indicator starts blinking. The blinking LED indicates the PetDialog+ device is in Bluetooth® Pairing Mode.
- d. You will be asked to confirm pairing your PetDialog+ device will with your phone.
- e. Select Pair or OK/Yes.
- f. Enable Personal Hotspot on your iPhone®* or Bluetooth® Tethering on your Android™** device.
- g. The PetDialog+ device will now automatically connect and transfer your data at the times set in the PetDialog App.

Up to 7 phones can be paired to one device.

To disconnect your PetDialog+ device, visit your pet's profile in the PetDialog app.

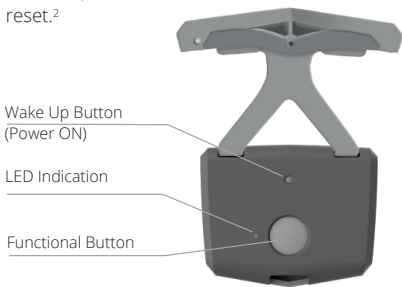
Functional Button

Single Click: Initiates a manual and immediate data transfer.

Double Click: Activates BLE for PetDialog App Configuration Settings.¹

Press and Hold for 4 seconds: Your device will start blinking. You are now in Bluetooth® Pairing Mode.

Press and Hold 8 seconds: Your device will blink four times. This performs a hard reset.²



1. See Bluetooth® Pairing Instructions.

2. After resetting the device to its default settings, reconfigure it using the PetDialog App.

General Info & Specifications



Operational Lifetime: One year from first wake up (in tethering mode).

Sensor: Your PetDialog+ device uses a MEMS 3-axis accelerometer to measure your pet's motion patterns.

Battery: PetDialog+ device contains a primary (non-rechargeable) lithium battery.

Size: 46mm x 37.4mm x 24mm.

Weight: 35 grams.

Environmental conditions

Operating Temperature: -20° to 45°C.

Non-operating Temperature: -20° to 45°C.

Waterproof Standards: IPx6.

Regulatory - European Union (EU)

Oggway Ltd. is authorized to apply the CE Mark on PetDialog+ device, Model OGG02.

Safety: BUILT-IN BATTERY PRECAUTIONS

- a. Your PetDialog+ device features a built-in battery which is not user replaceable.
- b. Tampering with your product, or attempting to open it, will void the warranty and can result in a safety hazard.

Disposal and Recycling Information

- a. The symbol on the product or its packaging signifies that this product must be disposed of separately from ordinary household wastes at its end of life. Please kindly be aware that it is your responsibility to dispose of electronic equipment at recycling centers to help conserve natural resources.
- b. Each country in the European Union should have its collection centers for electrical and electronic equipment recycling. For information about your recycling drop off point, please contact your local related electrical and electronic equipment waste management authority or the retailer where you bought the product.

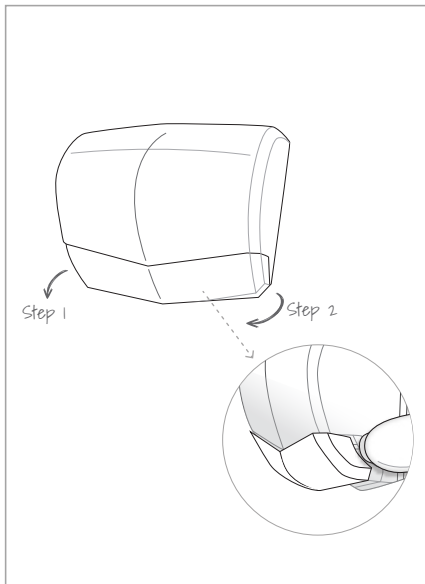
- Do not dispose of your PetDialog+ device product with household waste.
- Disposal of the packaging and your PetDialog+ device product should be done in accordance with local regulations.



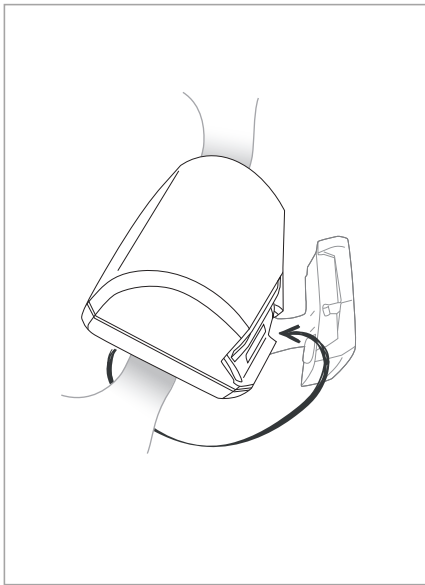
- Batteries are not to be disposed of in the municipal waste stream and require separate collection.
- Batteries are not to be disposed of in the municipal waste stream and require separate collection.

Assembly Instructions

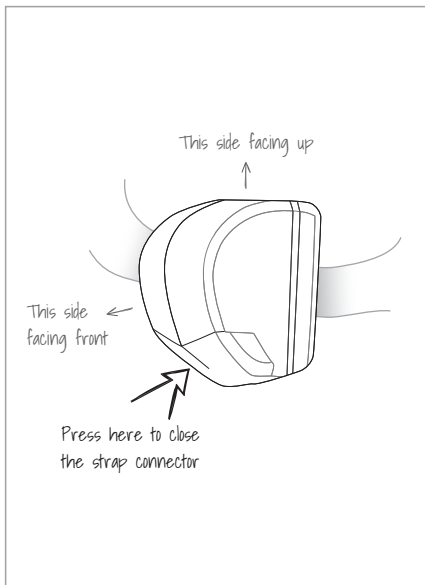
1. Release the rubber strap by pulling the strap connector out, one side at a time.



2. Attached the device to the pet collar by folding the strap over the collar.



3. Reconnect the strap connector and place the collar on your pet.



Oggway disclaimer

The information contained in and provided through this product is for general information purposes only. They do not in any way constitute advice or replace clinical treatment by qualified professionals. If you are in any way unsure about your pet's health please consult your veterinarian. You should not rely upon information we provide as a basis for making any health, legal or any other decisions, without consulting a trained veterinarian. Whilst we endeavor to keep the information up to date and correct, Oggway makes no representations or warranties of any kind, express or implied about the completeness, accuracy, reliability, suitability or availability with respect to the product, services or related information for any purpose. Any reliance you place on such material is therefore strictly at your own risk. Oggway will not be liable for any false, inaccurate, inappropriate or incomplete information presented by the product.

Although every effort is made to keep the product operating smoothly, due to the nature of the technology involved, Oggway takes no responsibility for and will not be liable for the product malfunctioning or providing incomplete or inaccurate information due to technical issues (or otherwise) beyond its control or for any loss or damage suffered as a result of the use of the product whatsoever.

To the extent not prohibited by law, in no circumstances shall Oggway be liable to you or any other third parties for any loss or damage (including, without limitation, damage for loss of business or loss of profits) arising directly or indirectly from your use of or inability to use the product or any part thereof.

We make no promise that materials on product are appropriate or available for use in locations outside the United Kingdom and accessing the product from territories where its contents are illegal or unlawful is prohibited. If you choose to access this site from locations outside the United Kingdom, you do so at your own initiative and are responsible for compliance with local laws.

If any provision of these terms and conditions is found to be invalid or unenforceable by a court the invalidity or unenforceability of such provision shall not affect the other provisions of these terms and conditions.

Zoetis UK Ltd
Walton Oaks, Dorking Road,
Tadworth, Surrey, KT20 7NS
support@petdialog.co.uk

MANUFACTURED BY
Oggway Ltd.
6 Hanechoshet St.
Tel Aviv, 6971070 Israel

* Apple, the Apple logo, and iPhone are trademarks of Apple Inc., registered in the U.S. and other countries. App Store is a service mark of Apple Inc.

** Android, Google Play and the Google Play logo are trademarks of Google Inc.

† The Bluetooth® word mark and logos are registered trademarks owned by Bluetooth SIG, Inc., and any use of such marks by PetDialog or Oggii is under licence.